

Atlantic County, NJ

Date of Formation: 1837
 County Seat: Mays Landing
 Municipalities: 23

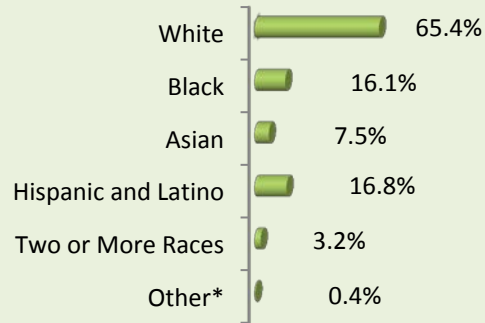
Demographics

(ranking in state out of 21 counties)

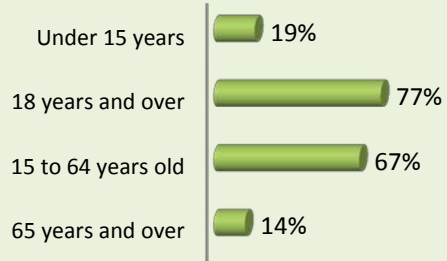
Population

Population 2015: 274,219 (15th)
 Population Change 2010-15: -0.1
 Population Density: 493.5 (15th)

Race

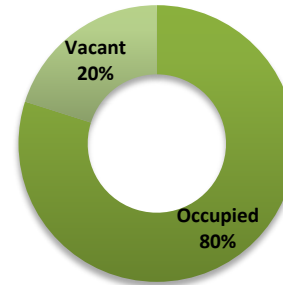


Age

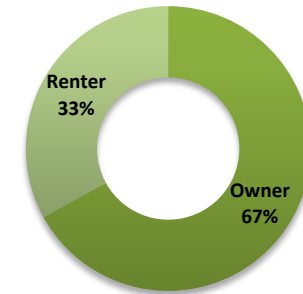


Housing and Land Use

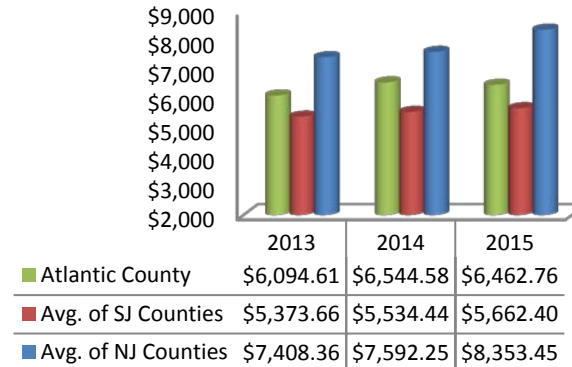
Housing Occupancy



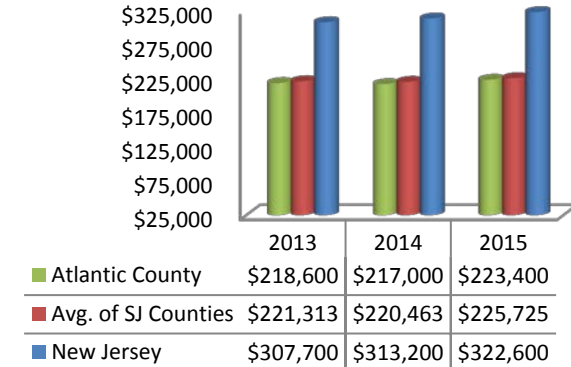
Owner/Renter Occupancy



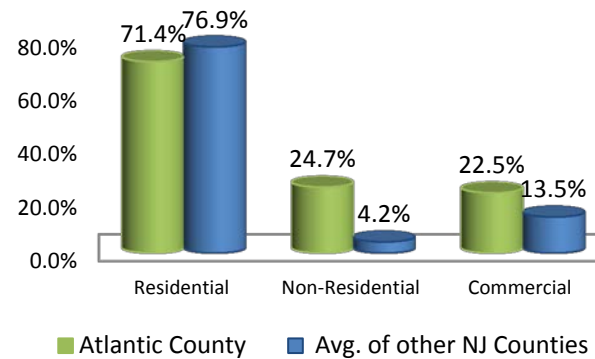
Property Tax



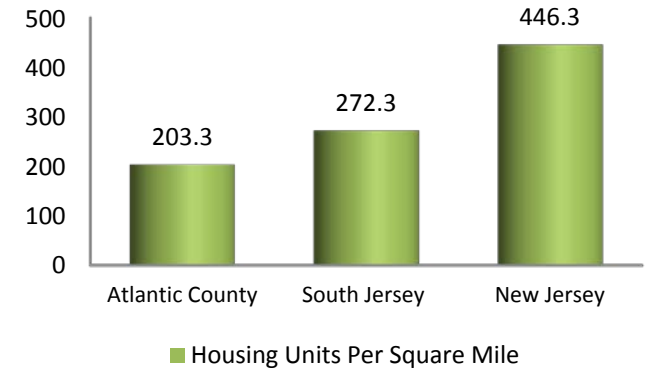
Median Housing Value



Land Use (Parcel Values as a % of Total Value)

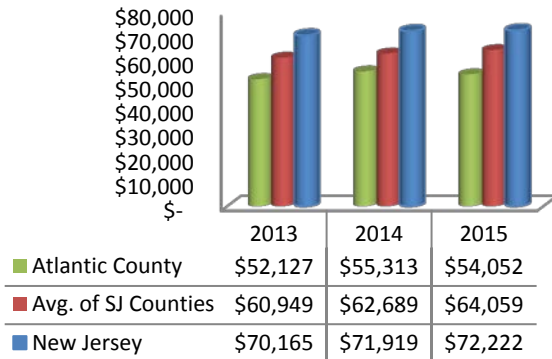


Housing Density

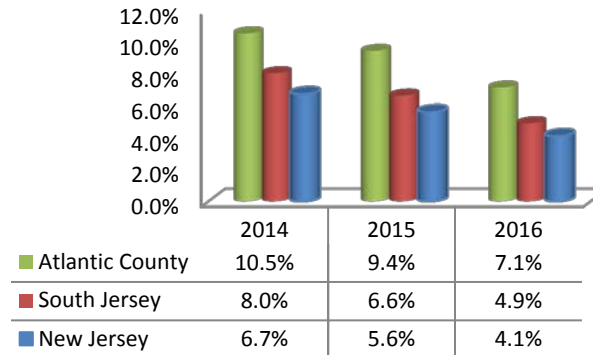


Income and Economic Factors

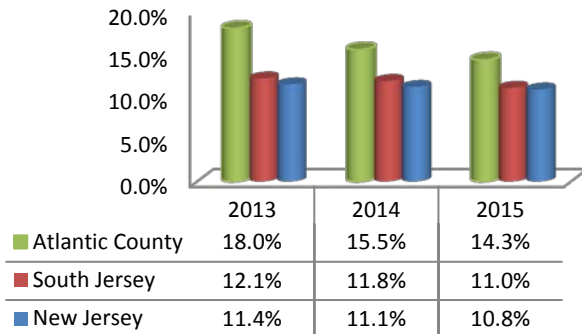
Median Household Income



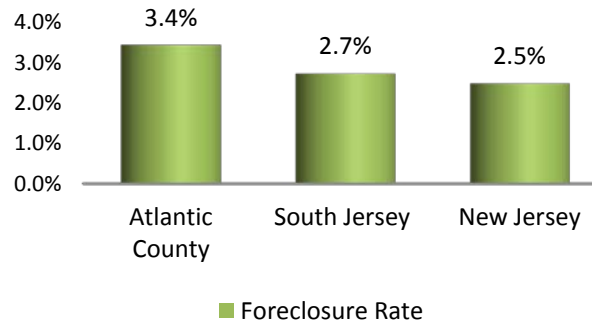
Unemployment



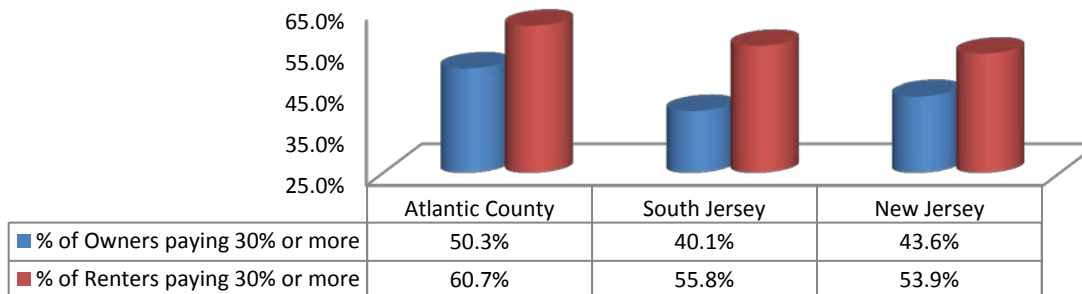
Poverty



Foreclosure Rates



Housing Affordability: % of Owners and Renters Paying 30% or more on Housing



Education Attainment

- Non High School Graduated: 15.3%
- High School Graduate: 33.4%
- Some College, No Degree: 20.3%
- Associate's Degree: 6.7%
- Bachelor's Degree: 16.5%
- Graduated or Professional Degree: 7.9%

Largest Private Employers

1. Borgata Hotel Casino and Spa (5,800)
2. Harrah's (3,400)
3. Tropicana (3,000)
4. Caesars (3,000)

Projected Employment Change 2014-2024 (% Change)

Highest Increases

1. Professional, Scientific, and Technical Services (19.6)
2. Arts, Entertainment, and Recreation (17.3)
3. Construction (15.7)
4. Real Estate and Rental and Leasing (12.3)

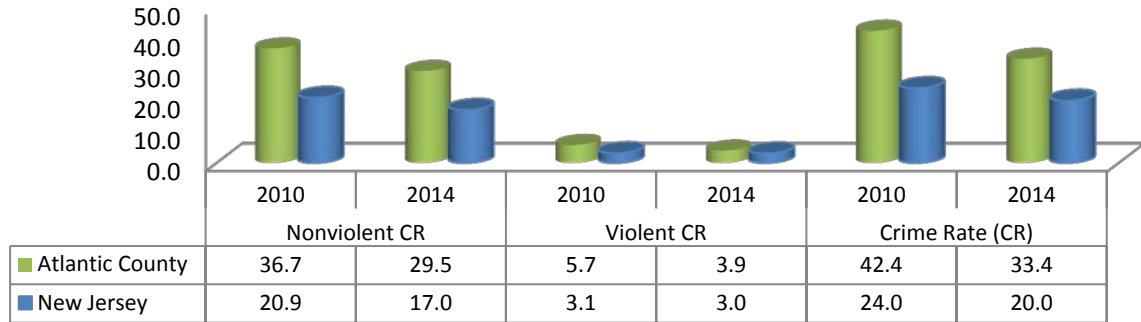
Largest Decreases

1. Natural Resources and Mining (-15)
2. Finance and Insurance (-13.6)
3. Information (-6.7)
4. Education Services (-6.7)

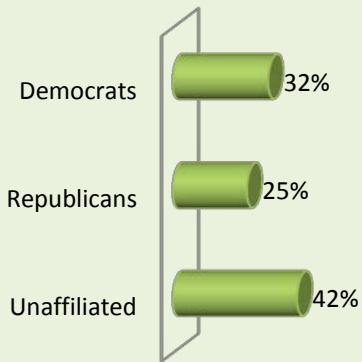
Crime Rankings (out of 8 South Jersey Counties)

- Nonviolent Crimes: 3rd Highest
- Violent Crime: 3rd Highest
- Total Crime: 3rd Highest

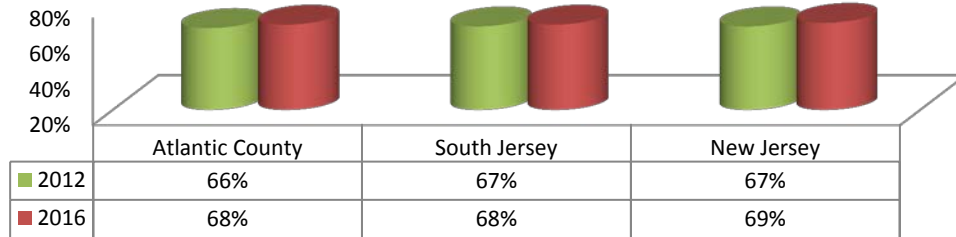
Crime



Registered Voters



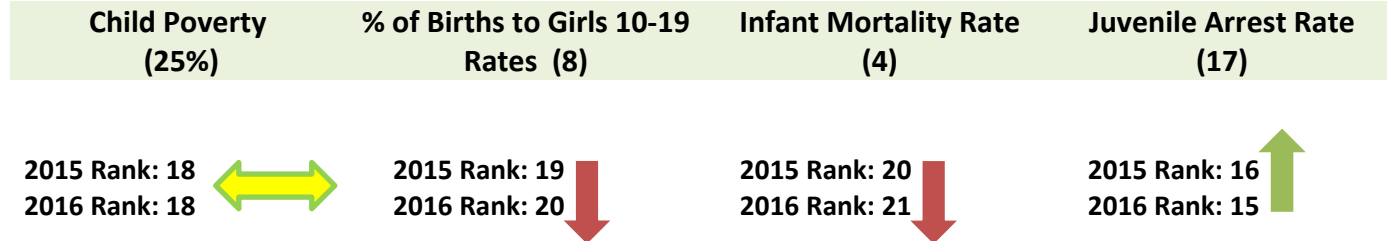
Voter Turnout



Kids Count Rankings

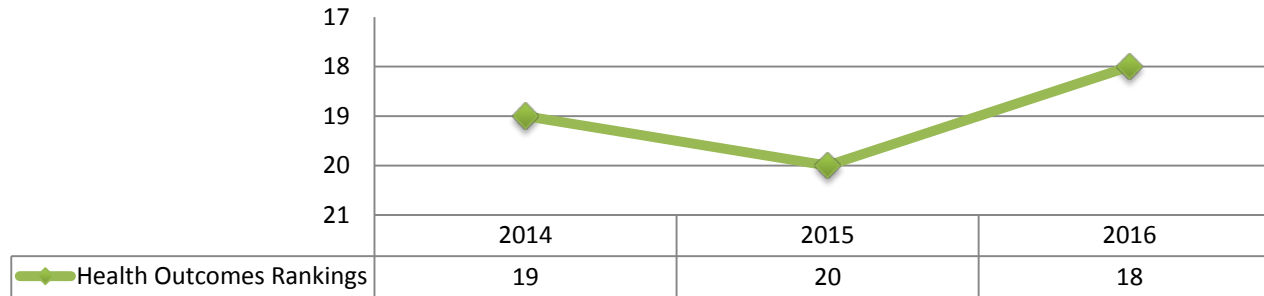
- 2016: 20
- 2015: 20
- 2014: 20
- 2013: 19

Kids Count 2016



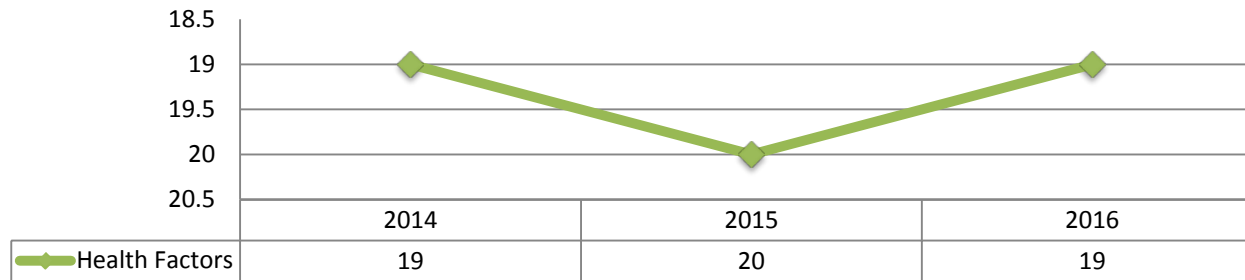
County Health Rankings

Health Outcomes Rankings



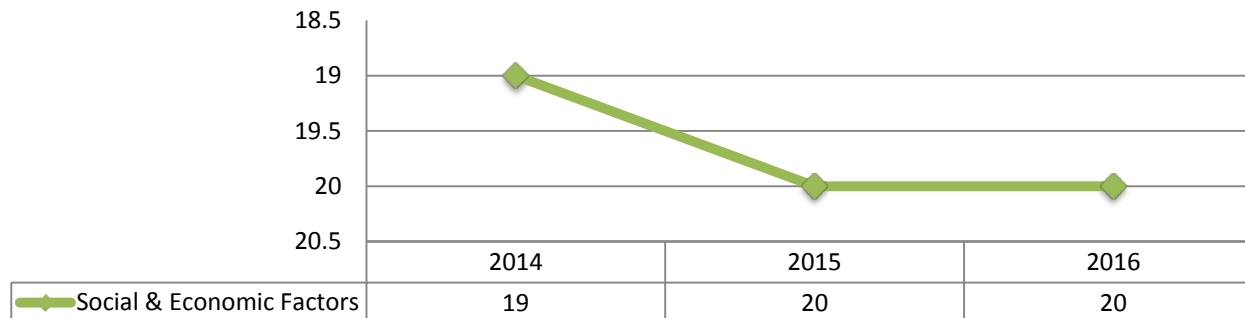
Health Outcome rankings are based on variables used to determine length and quality of life.

Health Factors Rankings



Health Factor rankings are based on variables used to determine the following: health behaviors, clinical care, social and economic factors, and physical environment.

Social & Economic Factors Rankings



Social and Economic Factor rankings are based on the following variables: high school graduation, some college, unemployment, children in poverty, income inequality, children in single parent households, social association, violent crime, and injury deaths.

Other Rankings Influencing Health Outcomes (out of 21)

- Length of Life: 19th
- Quality of Life: 16th

Other Variables Influencing Health Outcomes

- Premature Deaths: 7,800 per 100,000 population
- 9% of live births with low birth weights

Other Rankings Influencing Health Factors (out of 21)

- Health Behavior: 19th
- Clinical Care: 16th
- Physical Environment Rank: 6th

Other Variables Influencing Health Factors

- Adult Smoking: 19%
- Adult Obesity: 27%
- Excessive Drinking: 18%
- Primary Care Physicians to Population Ratio: 1,321:1